




Teseo-LIV3F Firmware Upgrade

Version 1.0





1

Download the firmware

2

Upgrade Teseo-LIV3F on EVB-LIV3F

3

Upgrade Teseo-LIV3F on X-Nucleo-GNSS1A1

4

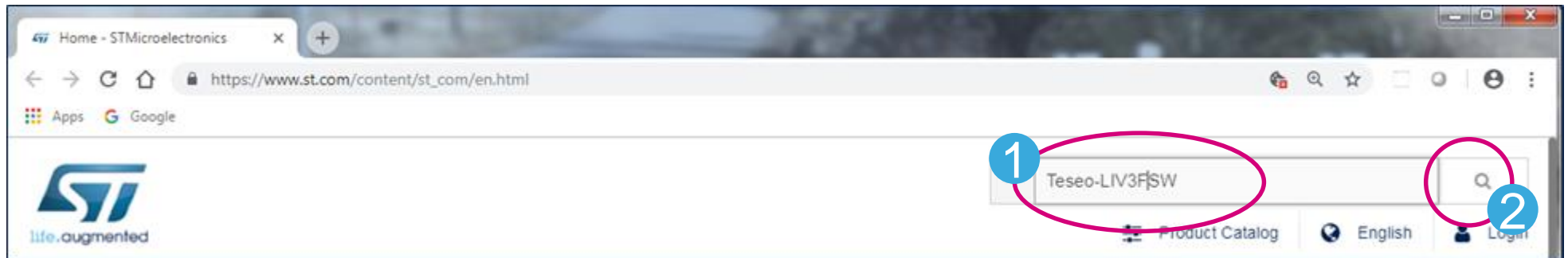
Documents & related resources



Download the Firmware

- 1 Download the firmware
- 2 Upgrade Teseo-LIV3F on EVB-LIV3F
- 3 Upgrade Teseo-LIV3F on X-Nucleo-GNSS1A1
- 4 Documents & related resources

- 1 Search for **TESEO-LIV3FSW** in [st.com](https://www.st.com)
- 2 Execute the query



- 3 Select the correct entry



A screenshot of a search results table. The table has columns for Part Number, Status, Type, Category, and Description. The first row is highlighted with a blue circle and the number "3".

Part Number	Status	Type	Category	Description
Teseo-LIV3FSW	Target	Embedded Software	Automotive Infotainment and Telematics Software	Teseo-LIV3F GNSS firmware



Download the Firmware to the PC

- 1 On the Teseo-LIV3FSW page
- 2 Click Get Software to download the firmware (Login and License agreement are required)

1 Teseo-LIV3FSW

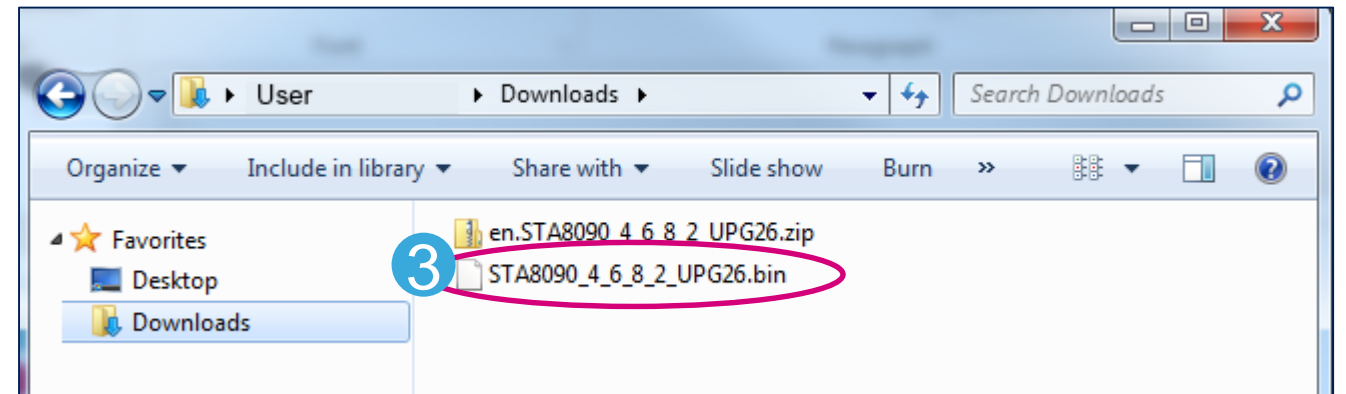
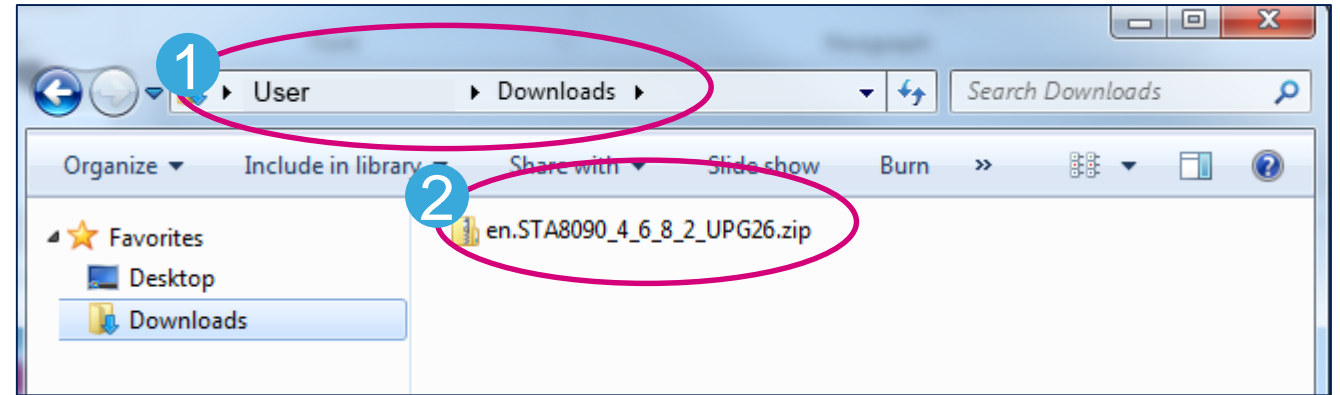
Teseo-LIV3F GNSS firmware

GET SOFTWARE

Part Number	Software Version	Marketing Status	Supplier	Download
Teseo-LIV3FSW	1.0.0	Target	ST	Get Software

Prepare the Binary File

- 1 In the User/Download folder
- 2 Find the file
- 3 Unzip the file





Upgrade EVB-LIV3F

1

Download the firmware

2

Upgrade Teseo-LIV3F on EVB-LIV3F

3

Upgrade Teseo-LIV3F on X-Nucleo-GNSS1A1


4

Documents & related resources



Connect and Start EVB-LIV3F

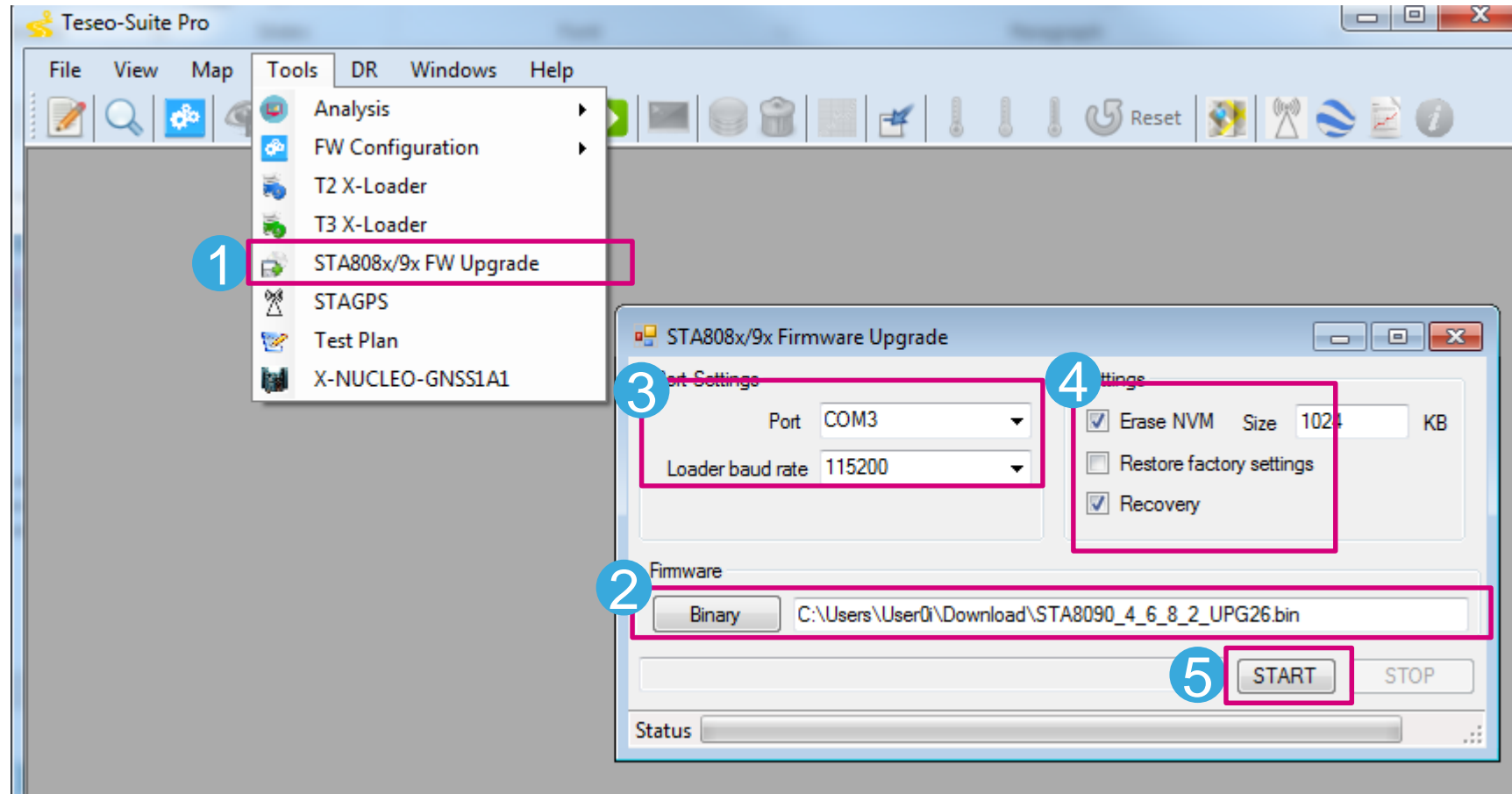
- 1 Connect the USB cable between your PC and the UART port of the EVB-LIV3F evaluation board
- 2 Press the evaluation board's power-on button
- 3 Verify that the RED Power LED is ON





Teseo-Suite: Firmware Update

- 1 Open the **Firmware Upgrade** panel in the Teseo-Suite PC software tool
- 2 Select the binary file from the file directory
- 3 Select the correct COM Port and baud rate (115200)
- 4 Set **Erase** and **Recovery**
- 5 Click Start to update the firmware
- 6 Press **Reset** on the EVB-LIV3F board





Upgrade X-Nucleo-GNSS1A1

1

Download the firmware

2

Upgrade Teseo-LIV3F on EVB-LIV3F

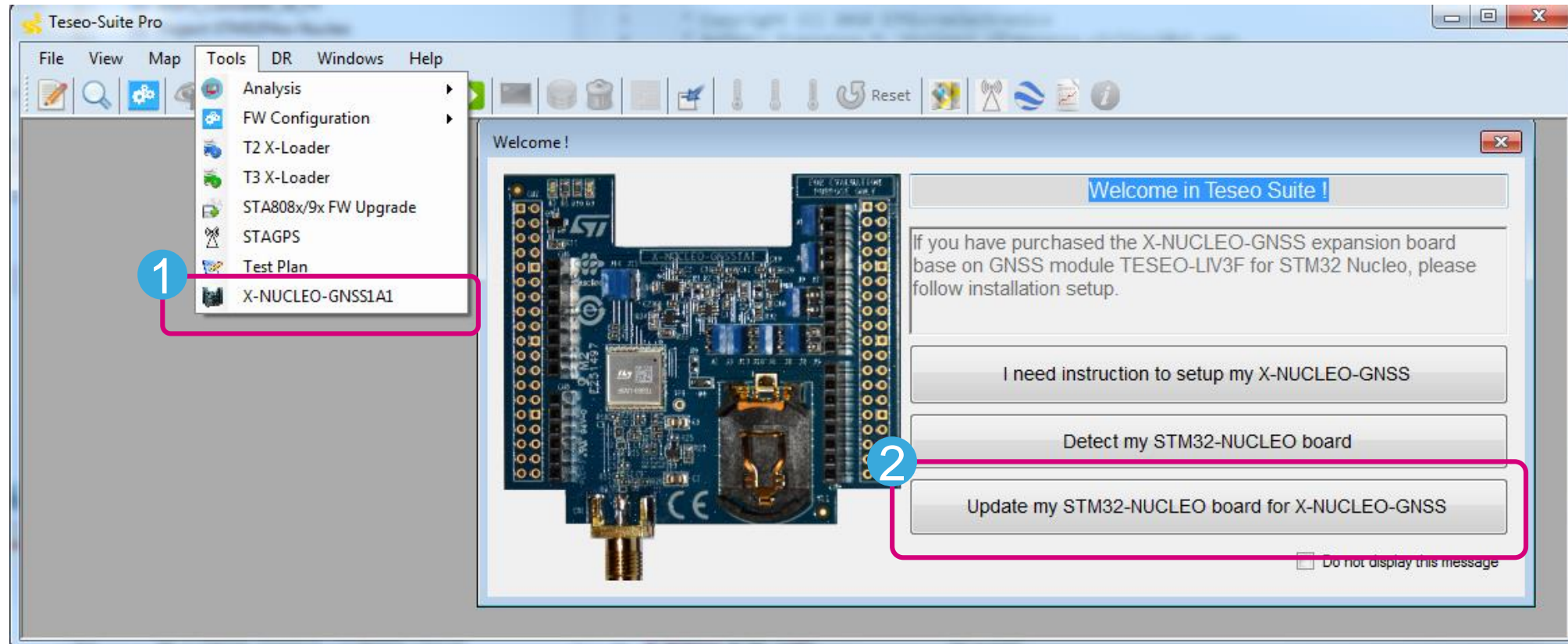
3

Upgrade Teseo-LIV3F on X-Nucleo-GNSS1A1

4

Documents & related resources

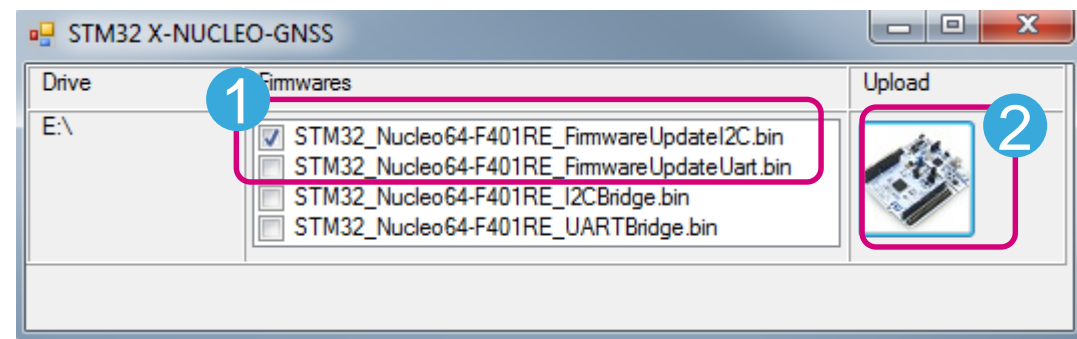
- 1 Select “X-NUCLEO-GNSS1A1”
- 2 Click “Update my STM32-Nucleo board...”





Select STM32 Firmware

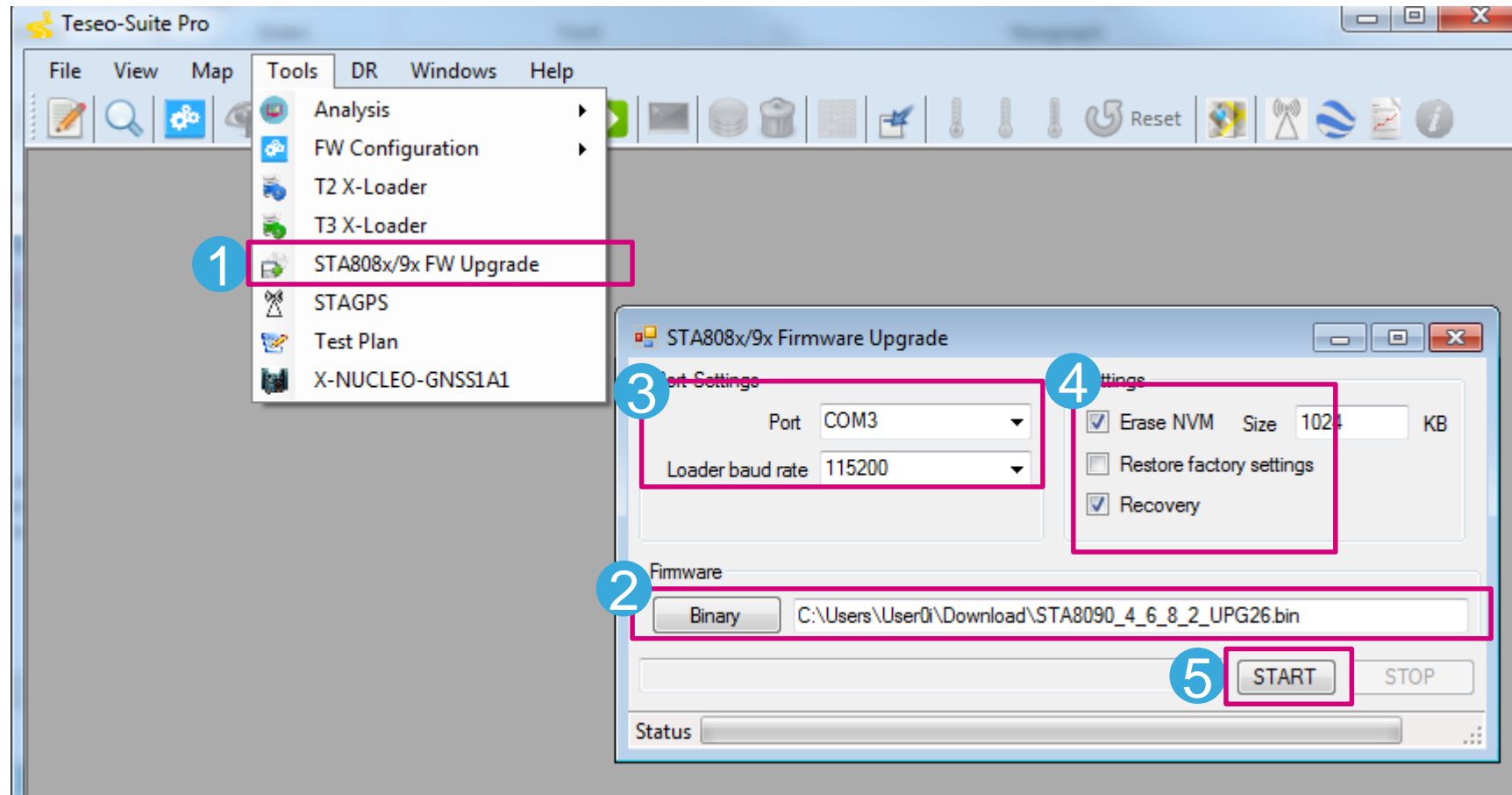
- 1 Select the required STM32 firmware based on the platform:
 - xxx_**FirmwareUpdateI2C.bin**: to update firmware on a Teseo III Module via the STM32.I2C port
 - xxx_**FirmwareUpdateUART.bin**: to update firmware on a Teseo III Module via the STM32.UART port
- 2 Install the STM32 firmware





Teseo-Suite: Firmware Update

- 1 Open the **Firmware Upgrade** panel in the Teseo-Suite PC software tool
- 2 Select the binary file from the file directory
- 3 Select the correct COM Port and baud rate (115200)
- 4 Set **Erase** and **Recovery**
- 5 Click Start to update the firmware
- 6 Press **Reset** on the X-Nucleo board





Documents and Related Resources

1

Download the firmware

2

Upgrade Teseo-LIV3F on EVB-LIV3F

3

Upgrade Teseo-LIV3F on X-Nucleo-GNSS1A1

4

Documents & related resources



Documents & Related Resources

All documents are available on: www.st.com/gnss

- **Teseo-LIV3F: Webpage**
 - Datasheet
 - User Manuals
- **X-Nucleo-GNSS1A1: Webpage**
 - Datasheet
- **Teseo-Suite: Webpage**
 - Datasheet
 - Install program

GNSS ICs


ST's Teseo family of Global Navigation Satellite System ICs combines high positioning accuracy and indoor sensitivity with powerful processing capabilities, to simultaneously support multiple global navigation systems (BeiDou, Galileo, GLONASS, GPS, and QZSS).

Teseo III is the latest generation of GNSS ICs, and compared to Teseo II offers reduced power consumption, carrier-phase tracking for higher accuracy, and support for Ready-only Memory (ROM).

Our product offering includes standalone positioning chips (SAL) and configurable system-on-chips (SOCs). The standalone devices are offered with GNSS firmware embedded, to perform all positioning operations including tracking, acquisition, navigation and data output. The SoCs offer power processing and spare memory to enable customers and partners to easily and efficiently merge their code or specific IPs with ST's GNSS library to create a highly optimized platform.

Both solutions come with different package options and memory size, and are compatible with the TESEO-DRAW sensor fusion firmware for dead-reckoning and assisted navigation.

Teseo devices address e-call and telematics systems, personal navigation in PND and handheld devices, as well as marine and in-car navigation systems.



TESEO-SUITE

PC software tool to manage, configure and evaluate the performance of ST Teseo GNSS solutions in parallel.

On each ST Teseo GNSS solution the Teseo Suite is able to read, modify and analyze NMEA sentences logging and analysis supported. NMEA message-list configuration.

Key Features

- Multiple GNSS tracer
- Multiple protocol support
- GNSS firmware configuration tool
- GNSS flashing tool
- Dead reckoning panel
- NMEA diagnostic tool
- Satellites signal monitoring viewer
- Map viewer
- Log viewer

RESOURCES

Quick Links

Technical Documentation

Product Specifications		
Description	Version	
DB3224 PC GUI software to control, configure and performance analyze of Teseo GNSS family	1.0	

Legal

License Agreement		
Description	Version	
SLA0056 Software license agreement	1.0	

EVB-T3

TESEO III evaluation board

Download Databrief

QUICK VIEW RESOURCES TOOLS AND SOFTWARE SAMPLE & BUY QUALITY & RELIABILITY

Teseo EVB board is a complete standalone evaluation platform for Teseo III GNSS ST solution.

Teseo III embeds the high performance ARM946 microprocessor with dedicated SRAM and several serial communication interfaces, including USB, SPI, I2C, UART and CAN.

Performance and configuration can be analyzed using the ST TESEO-SUITE PC Tool2.

Key Features

- ST Teseo III GNSS platform;
- Multiconstellation GNSS: GPS, Galileo, Glonass, Beidou, QZSS are supported;
- USB Power Supply and battery charge;
- Internal battery for standalone usage;
- ON/OFF and Reset buttons available;
- NMEA over;

RESOURCES

Technical Documentation

Product Specifications			
Description	Version	Size	
DB3223 Teseo III GNSS evaluation board	1.0	137 KB	